

Expert™ 7060

HYDROSTATIC LEVEL TRANSMITTER

2.75

General

The MJK Expert™ 7060 hydrostatic level transmitter is ideal for measuring levels in storage tanks, wet wells and pump stations in both water and wastewater plants.

Our latest version of the successful Expert™ 7060 level transmitter series is now improved with a higher accuracy of 0,2%.

A major new design feature is the programming facility. Using a standard USB interface and a laptop computer, the servicing transmitter can be programmed on-the-fly to the required measuring range using the RS 485 feature over Modbus protocol.

The Expert™ 7060 has a piezoresistive measuring system and built-in breather tube for direct air pressure compensation. The design is very robust and it is a useful all-round transmitter, used in waterworks, sewage treatment plants and industrial applications.

The design without sharp edges prevents particles, textiles and paper from sticking to the housing or the diaphragm.

Features

- Stainless steel diaphragm, polypropylene body
- 2-wire 4 - 20 mA loop powered, 10-30VDC
- Very low drift (<0.2%) and high accuracy ($\pm 0.2\%$) year after year
- Field re-programmable for custom ranges and zero offset calibration
- Measuring ranges from 0 - 3 m to 0 - 30 m
- Steel reinforced PUR cable with high tensile strength (1000kg)
- Iron bar reinforced shield body with PUR potting.

Applications

- Waste water
- Process water
- Drinking water.

DATASHEET

EN 2.75 EXPERT 7060 DATASHEET 2011



mjk
a xylem brand


Expert™ 7060 Level Transmitter

Specifications


Expert 7060 Level Transmitter				
Nominal measuring range	0 - 3 m	0 - 5 m	0 - 10 m	0 - 30 m
Measuring principle	Piezo-resistive (relative pressure)			
Min. programmable range	0 - 2 m	0 - 2 m	0 - 2 m	0 - 10 m
Max. programmable range	0 - 10,5 m	0 - 10,5 m	0 - 10,5 m	0 - 32 m
Non-standard range	Min. 0 - 2 m / Max. 0 - 32 m			
Sensor FS	0..1 bar	0..1 bar	0..1 bar	1...3 bar
Max. overpressure	4 bar	4 bar	4 bar	12 bar
Temperature range	-10° C to 60° C			
Measurement accuracy	Better than ± 0.2 % FS @ +10 to 30° C Better than ± 0.5 % FS @ full temperature range			
Long time stability	Better than ± 0.2 % FS per year			
Temperature deviation	Better than ±0.015% / °C (relative to 25°C)			
Materials	Housing: PP / Diaphragm: Stainless steel (1.4404 / AISI 316 L)			
Supply voltage	10 - 30 VDC			
Output signal	2-wire 4 - 20 mA (passive transmitter) / ModBus RS485			
Cable	2 × 0,5 mm ² (pressure) + 5 × 0,15 mm ² (data), shielded, PUR insulation, 1000kg pull strength			
Cable length①	12 m	12 m	12 m	35 m
Enclosure	IP 68, withstands a static pressure equal to max. overpressure			
Test Approvals	CE directive: 2014/30/EU EN 61326-1, 61326-2-3			

① Can be delivered with other cable lengths on request.

Electrical Connections

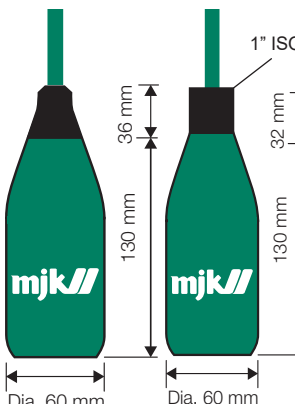


Designations		
1	Red	Positive (+) wire
2	Brown	Negative (-) wire
3	Black	Shield (NOT signal ground!)
4	Tube	Air pressure compensation tube
5	Hidden	Programming wires

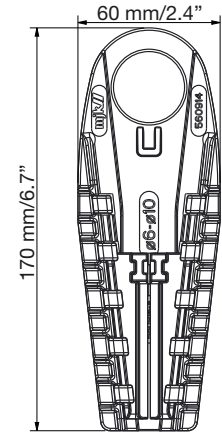


⑤ Programming	
Green	N/C
Brown	N/C
Yellow	RS485 B
White	N/C
Grey	RS485 A

Dimensions



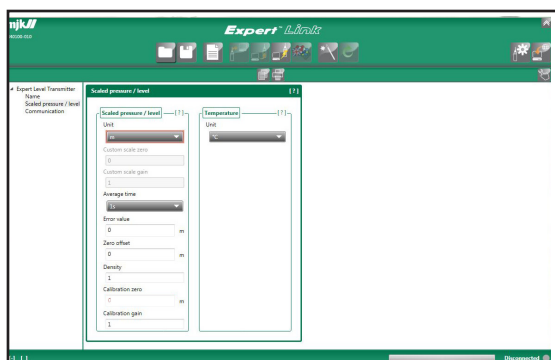
MJK Expert™ 7060 level transmitter



560914 Plastic mounting bracket for
MJK Expert™ 7060 Level Transmitter
(1 pcs. is delivered with each transmitter)

Expert™ 7060 Level Transmitter

Accessories



Expert Link Software

840100 Expert Link for Windows for support of the Expert™ series. Use with 203992 PC (USB) Interface.

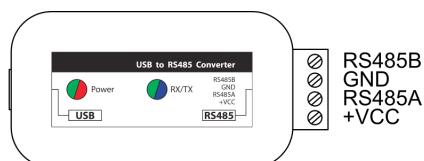
Information (pressure- and temperature range, version of software etc.):

- Indication of actual pressure value and adjusting measuring ranges
- Selection of units
- Setting of a new zero and gain for the transmitter
- Reprogramming of the analog output (i.e. different unit, other measuring range)
- Setting of the instrument address (for Bus-operation and real-time value).

Expert Link is free of charge.
Link to download center on www.mjk.com.



USB to PC connection



203992 PC Interface used for connecting Expert™ Hydrostatic Level Transmitters to a PC using Expert Link.



202922 Transmitter connection box IP 67 enclosure and ventilation for a safe connection of 4-20 mA cables.⓪



200126 Field indicator 531, display insert, 4-20 mA loop powered, IP 65 enclosure. For instant local readout.⓪

⓪ For a complete display you need both the 200126 Field indicator 531 display insert and the 202922 Transmitter connection box.

Expert™ 7060 Level Transmitter

Order Numbers

Expert™ 7060, Piezoresistive, Relative Pressure, 4-20mA/Supply 10 - 30VDC	
202980	Hydrostatic transmitter 7060 range 0-3m
202982	Hydrostatic transmitter 7060 range 0-5m
202985	Hydrostatic transmitter 7060 range 0-10m
202990	Hydrostatic transmitter 7060 range 0-30m

Order Numbers Accessories

Expert™ Hydrostatic Transmitter Accessories	
109113	MJK product test certificate. Must be requested upon order!
200126	Field indicator 531, display insert, 4-20 mA loop powered
202918	Sacrificial copper ring for Expert™ 2100, 7050, 7060
202920①	Cable length, not standard
202921②	1" ISO thread for Expert™ 2100, 7060
202922	Transmitter connection box
202925	Not standard measuring range
203992	PC Interface (USB/RS485) for Expert™ Transmitter 3400D/7060/7070
560914	Plastic mounting bracket for Expert™ Transmitter, cable Ø6-10mm
561172	1" ISO Nut for sensor
691004①	Cable for Expert™ 3400 & 7060, PUR
840100	Expert Link

①MUST be ordered when ordering the Expert™ level transmitter, can only be mounted on factory.
 ②MUST be ordered when ordering the transmitter, the thread top can only be mounted on factory.